

Introduction

The AC-1201 vandal resistant proximity reader from Controlsoft® reads Controlsoft 125KHz cards and tags, and connects to any Access Control Unit (ACU) via a Wiegand interface.

The unit has an internal piezo buzzer and bi-colour LED to indicate status.

The circuitry is encased in a durable, waterproof resin, making it suitable for indoor and outdoor use.



Step 1 – Mount the Reader

Remove the 4 security screws and separate the cover from the base. Using the base as a template, drill the required mounting and cable entry holes and mount the base.

Feed the pigtail through the cable entry hole and fit the cover to the base with the security screws.

Step 2 – Connect the Reader to the ACU

The reader is supplied with a 1/2 metre 'pigtail' lead with the following connections:

Colour	Signal Description
Red	+12Vdc
Black	Ground 0V
Green	Data 0
White	Data 1
Purple	Green LED Control

Connect the reader as described in the Installation Instructions for the ACU. Information on wiring to a Controlsoft i-Net™, Reader Expansion Board, Edge or Solo 2 is provided overleaf.

If the distance between the ACU and reader is more than 25 metres, power must be supplied to the reader by a power supply mounted close to the reader.

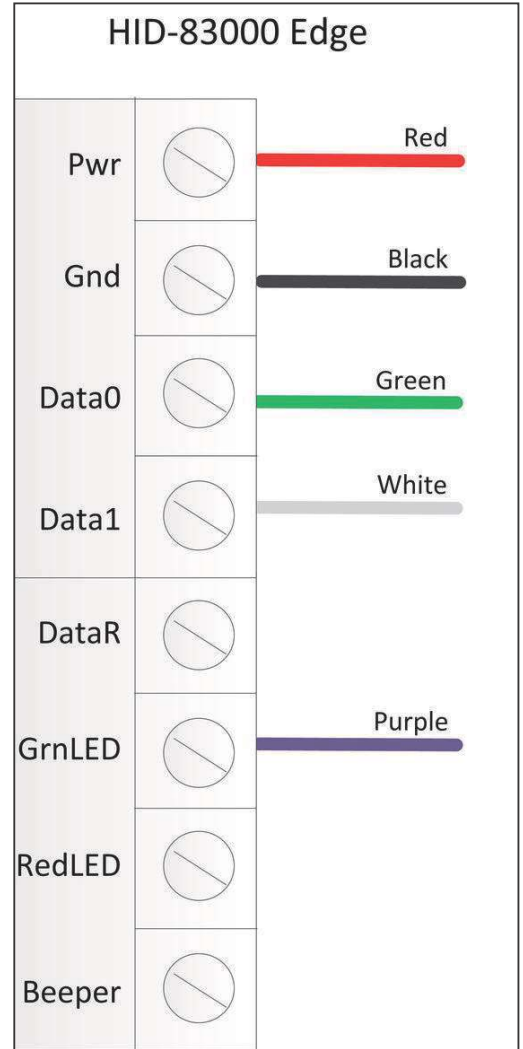
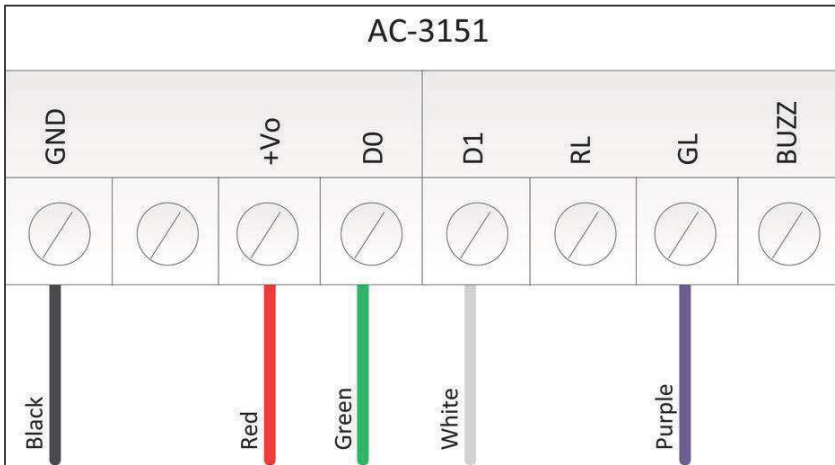
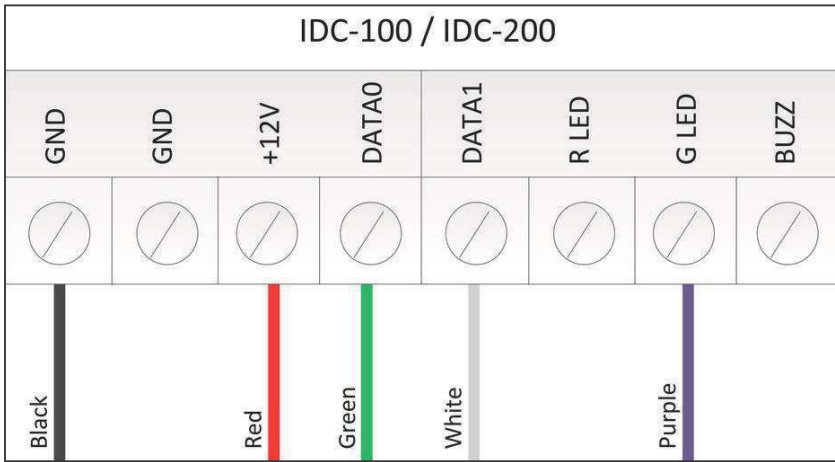
If the length of the pigtail needs to be extended, it is important to use screened, non twisted cable such as Belden 9538 which must not exceed 100 metres.

Step 3 – Test the Reader

To ensure correct operation of the reader, test the connections to the ACU by referring to the following checklist:

- 1 The LED is solid red (normal wait state).
- 2 An allowed card swiped at the reader generates a long beep and the LED turns green (normal allow state).
- 3 A denied card swiped at the reader generates a short beep and the LED remains red (normal deny state)
- 4 If the reader does not respond when a card is presented, the card is not either not a valid type of card, or interference may be present.

AC-1201 - Wiring Diagram



Controlsoft



+44 (0)1451 844896



support@controlsoft.com



www.controlsoft.com



Information on all our products can be found on our website www.controlsoft.com